

OLYMPUS[®]

Your Vision, Our Future

**EVIS LUCERA
ELITE**

EVIS LUCERA ELITE BRONCHOVIDEOSCOPE

BF-XP290

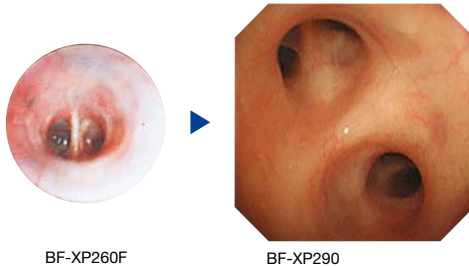
Extremely slim, 3.1 mm diameter videoscope reaches further
for observation of thinner bronchi



Main Features

Extremely-slim-design videoscope

Newly developed micromini CCD on the tip realizes drastically improved image quality over conventional hybrid scopes*, while maintaining an extremely-slim diameter.




BF-XP260F

BF-XP290



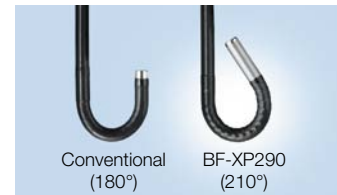
Insertion tube rotation function

The insertion tube can be rotated left or right up to 120 degrees by simply turning a ring on the control section of the scope. This supports easier operation and smoother insertion with less operator fatigue.



Wider angulation range

210° up angulation range supports smoother insertion to the upper lobe bronchi and allows more of a bend in the scope when an EndoTherapy device is inserted in the endoscope's working channel.



Waterproof one-touch connector

A new connector design minimizes the effort required for setup prior to and in between cases. In addition, it is fully submersible and eliminates the need for a water-resistant cap and the associated risk of an expensive repair due to accidental immersion.



Specifications

| | | |
|----------------------------------|-------------------------------|--|
| Optical System | Field of view | 110° |
| | Direction of view | Forward viewing |
| | Depth of field | 2-50 mm |
| | Image quality | Videoscope |
| Insertion Tube | Distal end outer diameter | 3.1 mm (tapered part of distal tip 2.9 mm) |
| | Distal end enlarged | |
| | Instrument Channel Outlet | |
| | Insertion tube outer diameter | 2.8 mm |
| | Working length | 600 mm |
| Insertion tube rotation function | Yes | |

| | | |
|--------------------|--|----------------------------|
| Instrument Channel | Channel inner diameter | 1.2 mm |
| | Minimum visible length | 1.5 mm from the distal end |
| Bending Section | Direction from which EndoTherapy accessories enter and exit the endoscopic image | |
| | Angulation range | |
| Compatible System | EVIS LUCERA ELITE Video System Center OLYMPUS CV-290 EVIS LUCERA ELITE Xenon Light Source OLYMPUS CLV-290SL, CLV-290 | |

*EVIS LUCERA Bronchofiberscope OLYMPUS BF TYPE P260F/OLYMPUS BF TYPE XP260F
 Specifications, design and accessories are subject to change without any notice or obligation on the part of the manufacturer.